

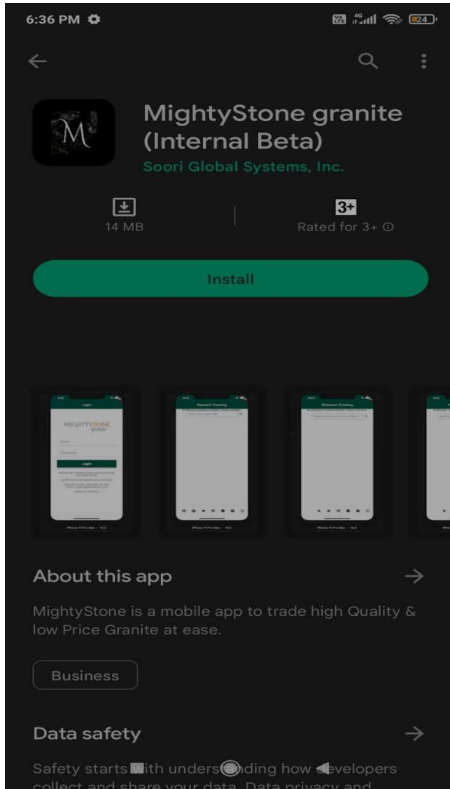
FINANCIER MANUAL



MIGHTYSTONE

Installation

1. On your device, launch Google Play Store or App Store.
2. Search for “MightyStone”.
3. Install “MightyStone granite” App.
4. Launch “MightyStone granite” App.



MIGHTYSTONE

Sign Up

8:16 PM

← Sign Up

Email

Password

Role: financier

Country: IN - India

By accepting these terms and clicking the button to Sign Up, you authorize Soori Global Systems, Inc. and Stripe, our payment service

I agree to the above mentioned Terms

Agree Terms

PROTECTED: TRANSACTIONS USE SSL ENCRYPTION

MightyStone.com, Pittsburgh, PA, USA
Contact: Support@MightyStone.com

TERMS OF SERVICES

8:17 PM

← Sign Up

financier@mightystone.com

.....

Role: financier

Country: IN - India

By accepting these terms and clicking the button to Sign Up, you authorize Soori Global Systems, Inc. and Stripe, our payment service

I agree to the above mentioned Terms

Sign Up

PROTECTED: TRANSACTIONS USE SSL ENCRYPTION

MightyStone.com, Pittsburgh, PA, USA
Contact: Support@MightyStone.com

TERMS OF SERVICES

6:51 AM

← Sign Up

Email sent with link for verification! Please click the link in your email and click the sign up button again to complete the registration! If email not found, check the spam folder. Contact us for assistance!

financier@mightystone.com

.....

Role: financier

Country: US - United States

By accepting these terms and clicking the button to Sign Up, you authorize Soori Global Systems, Inc. and Stripe, our payment service

I agree to the above mentioned Terms


Sign Up

MIGHTYSTONE

Copyright © 2024 Soori Global Systems, Inc. All rights reserved.

Sign In

Mobile

6:52 PM 

Sign In

MIGHTYSTONE
granite

Email

Password

This app from Soori Global Systems, Inc., collects your email and phone number for authentication purposes using the technology


I agree to the above mentioned Terms

Agree Terms


[Catalog](#) [Reset Password](#) [Sign Up](#)

PROTECTED: TRANSACTIONS USE SSL ENCRYPTION

MightyStone.com, Pittsburgh, PA, USA
Contact: Support@MightyStone.com



Tab

6:45  5%

Sign In

MIGHTYSTONE
granite

Email

Password


This app from Soori Global Systems, Inc., collects your email and phone number for authentication purposes using the technology from Google. This app integrates with the technology from Stripe and Plaid that collect your information for the business transaction purposes. For a full list of terms, please visit <https://www.mightystone.com/terms.html>. By ticking on the check-box 'I agree to the above mentioned terms' and by clicking on the 'Sign In' button you give us your consent to fully agree to these terms and authorize us to

I agree to the above mentioned Terms

Agree Terms

[Catalog](#) [Reset Password](#) [Sign Up](#)

PROTECTED: TRANSACTIONS USE SSL ENCRYPTION



MIGHTYSTONE

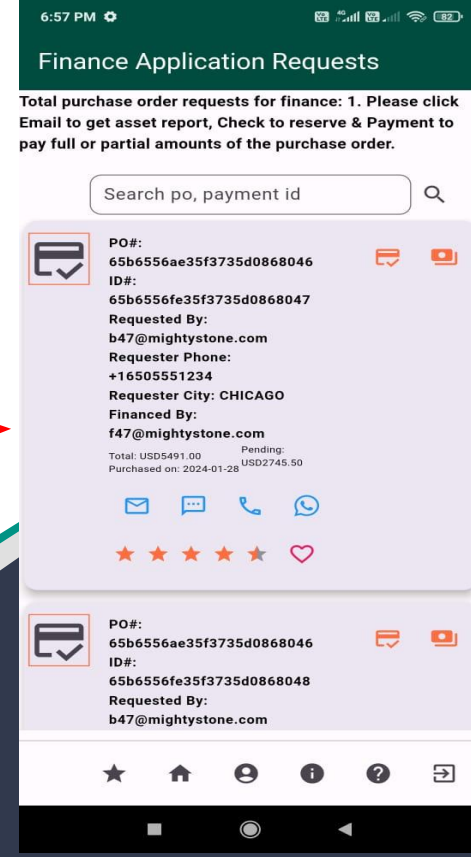
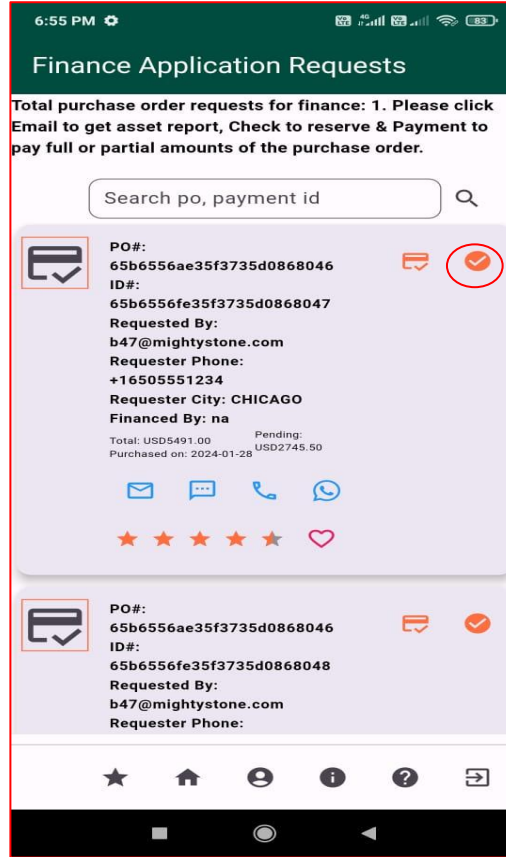
Financial Request

After you login you will be able to see the financial applications submitted by the buyers who chose the 'Pay Later (Financing)' option during the checkout process.

By clicking the Email icon, you can “get asset report” of the buyer applied for financial assistance.

Once you decide to provide the financial assistance, you can “reserve application” by clicking the Check icon and collaborate with the buyer to complete the financial assistance process.

Once reserved, the “Check” icon will change to “Payment” icon, that you can click to “make payment” to MightyStone on behalf of the buyer.



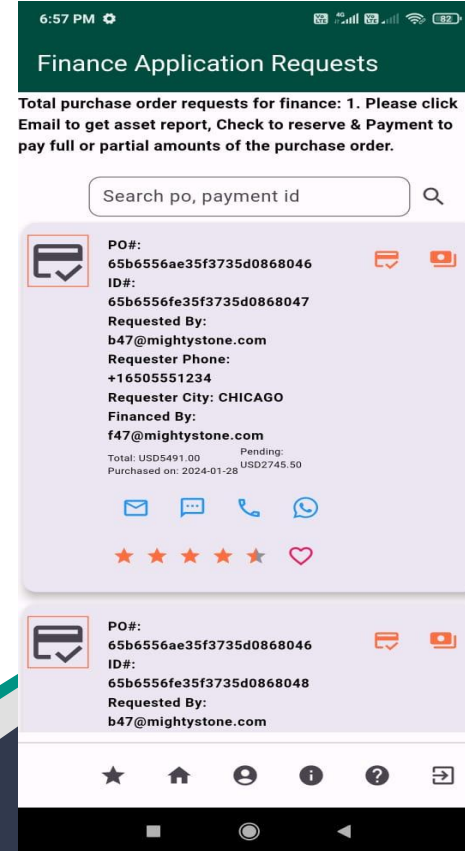
MIGHTYSTONE

Make Payment

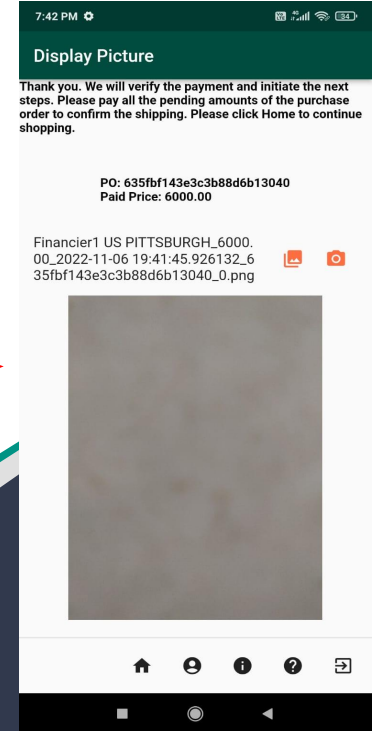
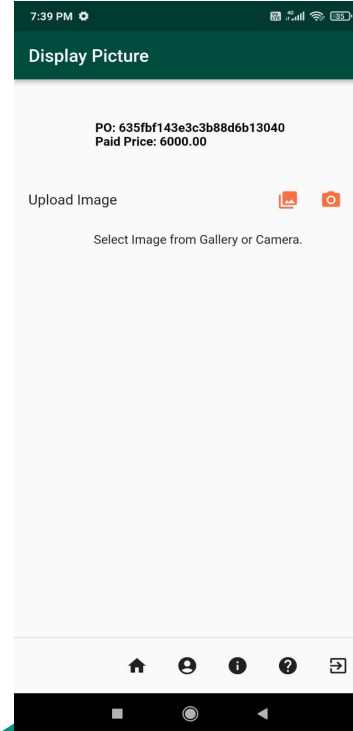
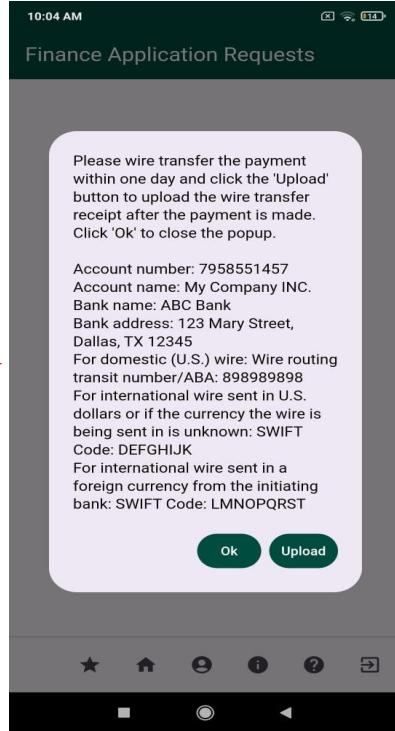
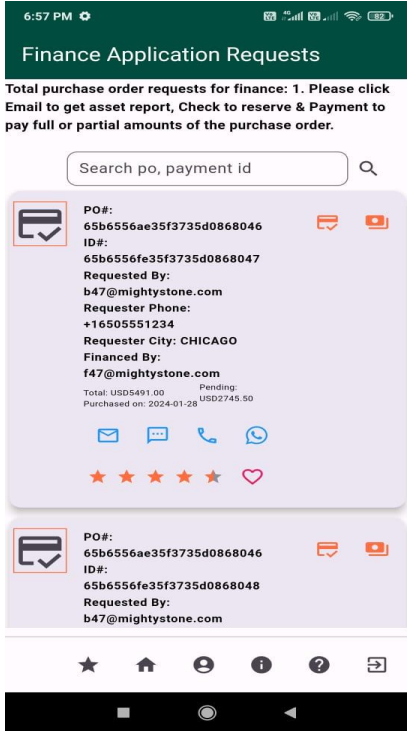
After clicking the 'Make payment' icon, you will be directed to a screen, where you upload the wire transfer receipt.

Note: You can pay partial price, and pay the rest later, usually after the buyer confirms the purchase, once the seller has uploaded the product images to be shipped. You can also pay the rest prior to buyer receiving the images to expedite the shipping based on your terms with the buyer.

The following slide has a detailed graphic regarding this process.




Make Payment(Cont'd)

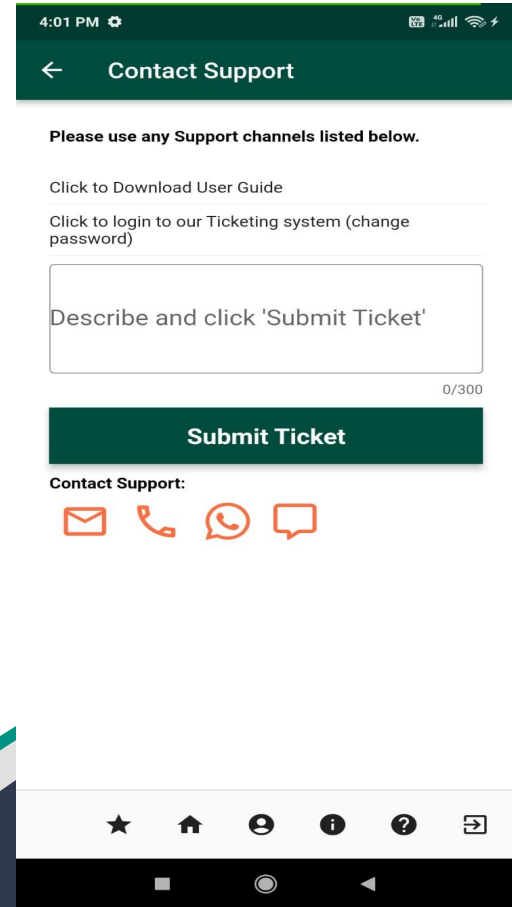


MIGHTYSTONE

Contact Support


Throughout the process, if there are ever any issues or problems, you can always contact our support by clicking the  icon.

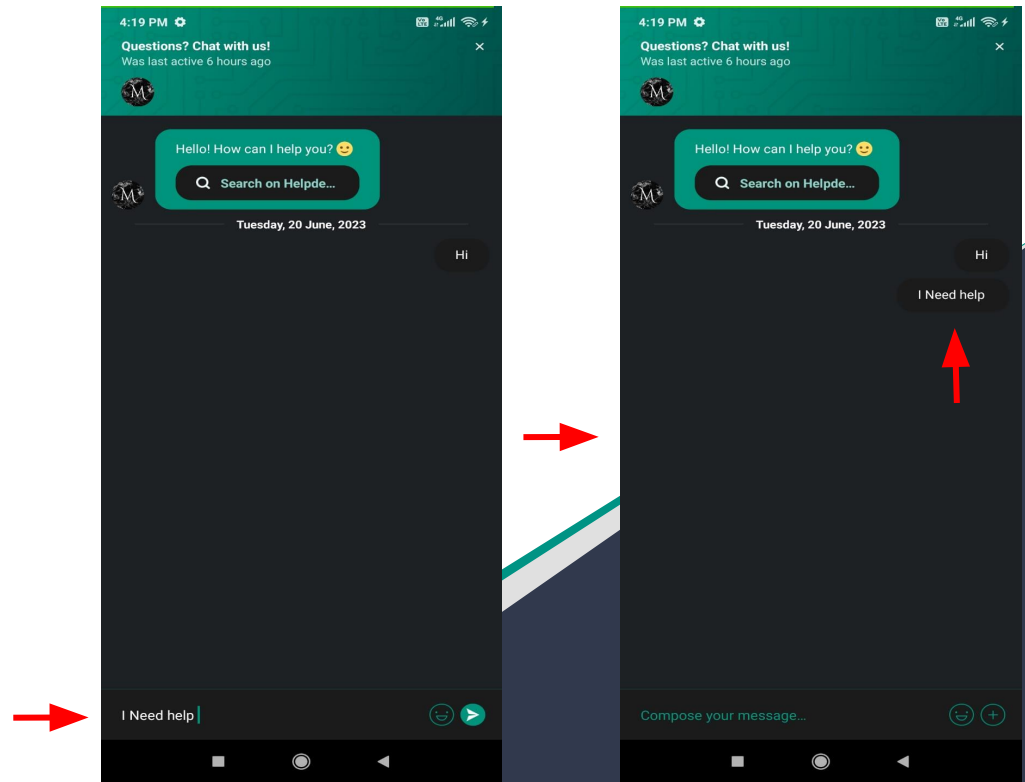
Information related to mobile app screens and icons is available in user guide which can be reviewed and downloaded by clicking the 'Download User Guide' link. The user guide (pdf document) is password protected. Please use 'mighty' as the password to open the user guide.




MIGHTYSTONE

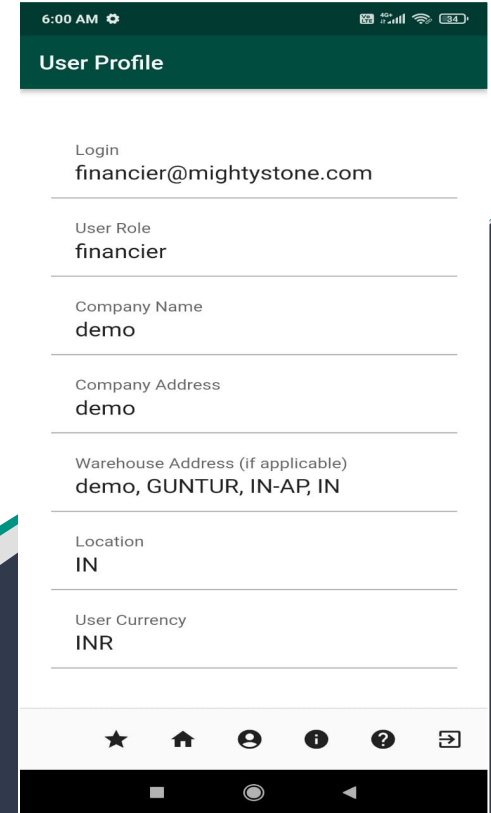
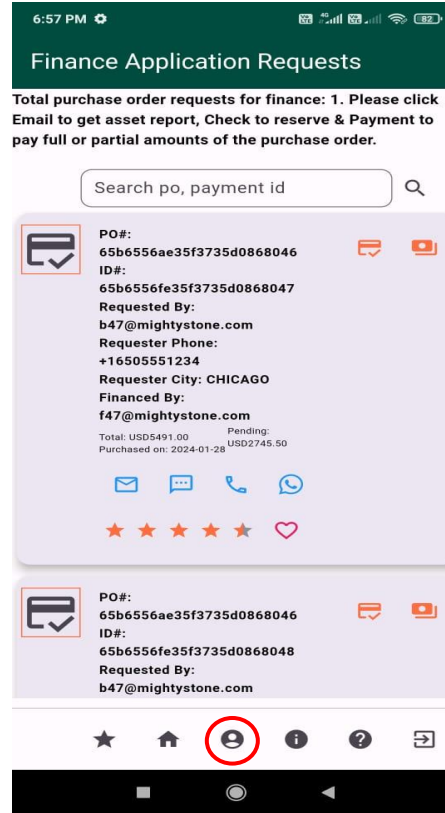
Send Chat Message

Type the text in message field and click the  icon to send the chat message to the support team member. Message sent by you shows up on the right hand side of the chat room. Message returned by the support team member shows up on the left hand side of the chat room.



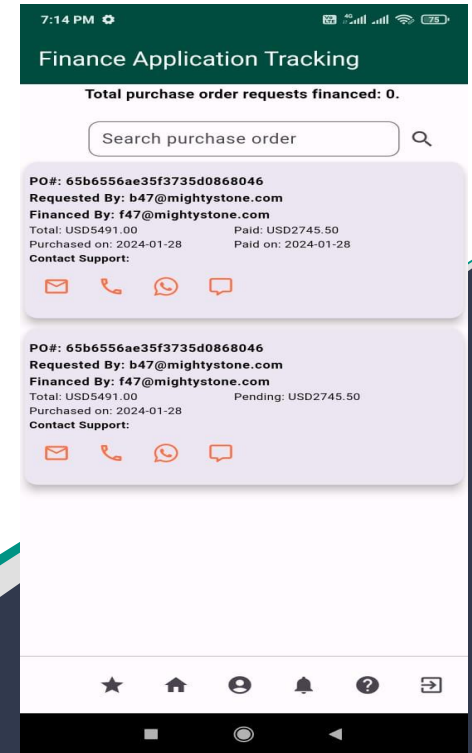
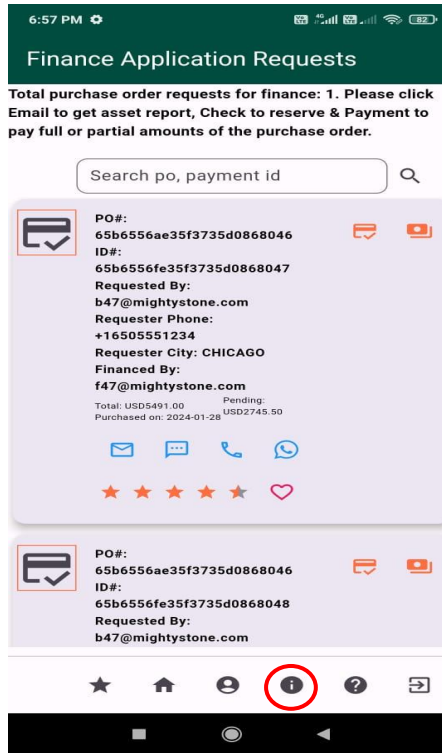
User Profile - Update

You can also always update your personal profile by clicking the  icon.

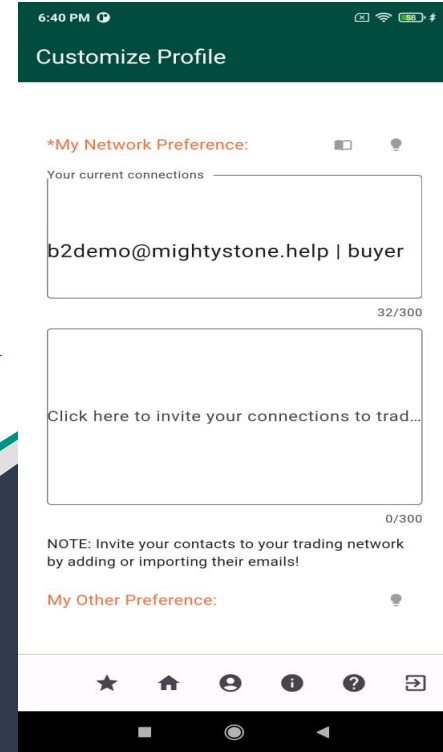
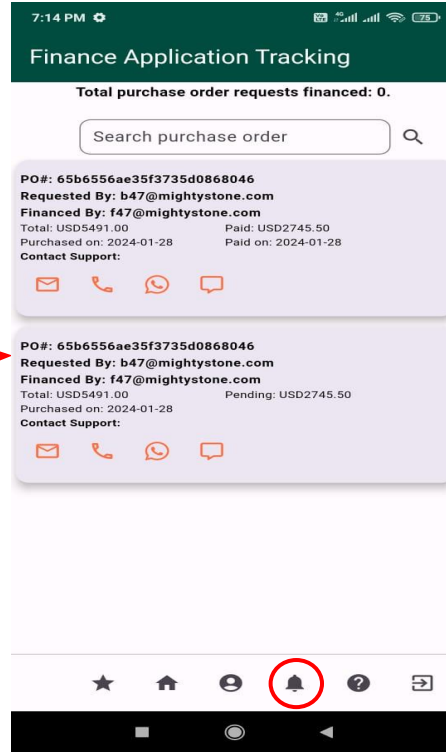
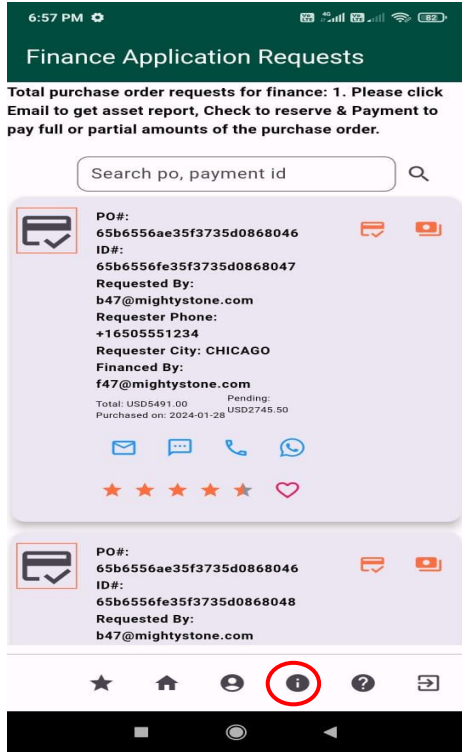


MIGHTYSTONE

Order Tracking




Customize Profile

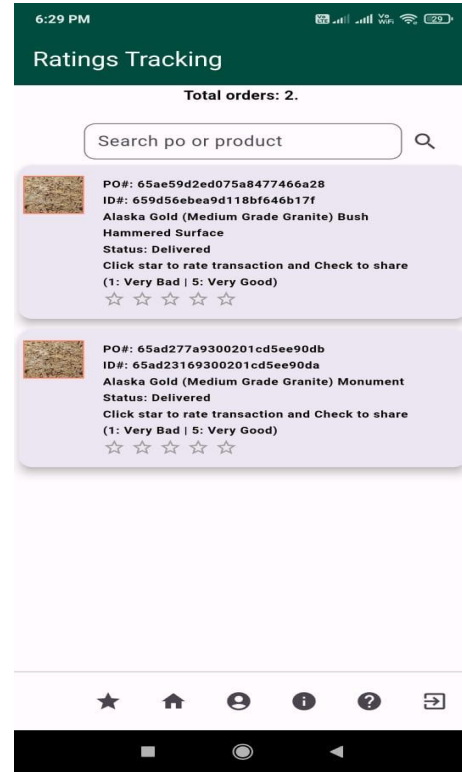


MIGHTYSTONE

Rating Tracking

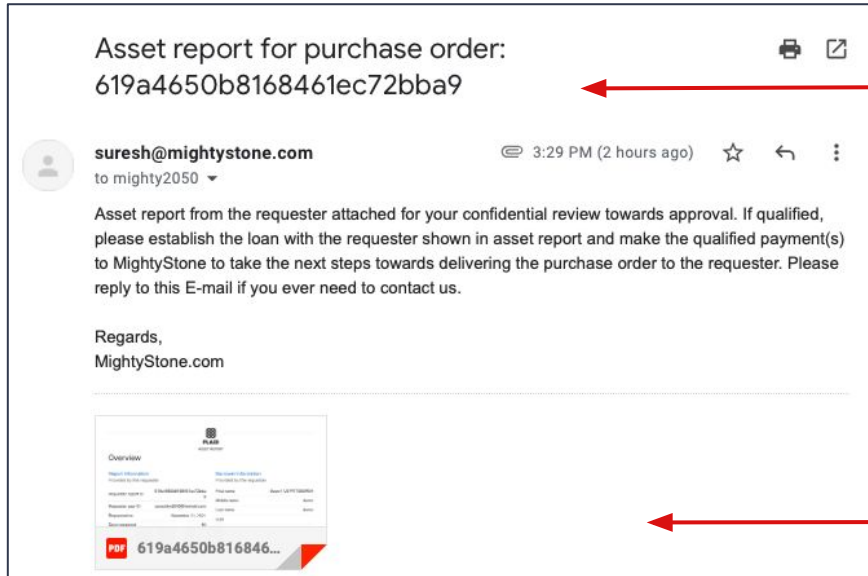
At the end of a transaction, and once you receive the “delivered” notification, you will be prompted to rate the transaction.

Click the  icon and rate how well the transaction went.










Email Notifications

After clicking the 'Get asset report' icon, you will receive the asset report of the applicant seeking financial assistance, in the form of a PDF file attachment to your email.



Asset report email by the purchase order.

Asset report PDF attachment.

	User Profile	Press this icon to to access your own personal profile and information.
	Home	Press this icon in order to return to your homepage.
	Ratings tracking	Press this icon to review your experience after a purchase.
	Order tracking	Press this icon in order to see more information on the items that have been purchased. You can also view the current status of the product.
	Customize Profile	Press this icon to view the my network preference and my trade preference
	Contact Support	Press this icon if you have any questions, and need to contact the owners for assistance.
	Logout	Press this icon to sign out.